

POSTGRADUATE INSTITUTE OF AGRICULTURE

UNIVERSITY OF PERADENIYA



**GUIDELINES FOR PREPARATION
OF
M.Sc., M.Phil. AND Ph.D. THESIS**

2022

CONTENTS

	<i>page</i>
1. Background Information	01
2. Submission of Thesis	01
2.1 Copyright	02
3. Contents of the Thesis	02
3.1 Title page for M.Phil/Ph.D. degrees	02
3.2 Signature page	02
3.3 Declaration page	02
3.4 Abstract page	02
3.5 Acknowledgement/s	03
4. Paper and Printing	03
4.1 Type of paper to be used	03
4.2 Printing	03
4.3 Margins of pages	03
4.4 Cover page	04
4.5 Spine	04
4.6 Numbering of pages	04
5. Listing Order of the M.Sc./M.Phil/Ph.D Thesis	04
5.1 Preparatory page	04
5.2 Main body of thesis	05
5.3 Layout of Chapters	05
6. References	09
6.1 Harvard System or Author and Year System	09
6.2 In - text citations	09
6.3 Journal articles with single author	10
6.4 Journal articles with two authors	10
6.5 In-text citations with more than two authors	10
6.6 Articles not yet published but in press	10
6.7 Books (with author)	10
6.8 Books (without author)	11
6.9 Chapters in Edited Books	11
6.10 Monographs	11
6.11 Proceedings of conferences, congresses, Symposia and Case studies	11
6.12 Thesis	12

6.13. Internet sources	12
6.14 Patents	12
7. Illustrations, Tables and Plates	12
7.1 Illustrations	12
7.2 Tables	13
7.3 Plates	13
8. Scientific Names of Plants and Animals	13
8.1 Examples of botanical names	13
8.2 Examples of zoological names	14
9. Abbreviations	14
9.1 Examples of commonly used abbreviations	14
9.2 Examples of abbreviations without definition	14
9.3 Examples of SI derived abbreviations expressed in terms of base units	15
10. Units of Physical Quantities	15
11. Mathematical Formulae	15
12. Chemical Formulae and Nomenclature	15
13. Level of Statistical Significance	15
14. Specimen Pages	16
14.1 Title page for Ph.D.Degree	16
14.2 Title page for M.Phil.Degree	17
14.3 Title page for M.Sc. Degree	18
14.4 Signature page of examiners and Director, PGIA	19
14.5 Declaration page	20
14.6 Abstract page	21
14.7 Abstract page for CD	22
14.8 Table of Contents	23
14.9 Outer Cover of thesis	34
14.10 Spine of the outer cover of the thesis	35

**POSTGRADUATE INSTITUTE OF AGRICULTURE
UNIVERSITY OF PERADENIYA**

**GUIDELINES FOR PREPARATION OF
M.Sc., M.Phil. AND Ph.D. THESIS**

1. BACKGROUND INFORMATION

Every candidate applying for a Degree of **Doctor of Philosophy (Ph.D.)** shall submit a thesis embodying the research giving evidence of the originality, ability of independent critical analysis and discovery of new facts.

The candidates applying for the Degree of **Master of Science (M.Sc.)** and **Master of Philosophy (M.Phil.)** shall submit a thesis to include results of research which gives an indication of the student's ability to conduct research with some supervision.

- A candidate should include his/ her list of publications resulted during the degree programme at the end of appendices and should annex any of his/her research if already published in journals as supporting documents confirming his ability to interpret, analyze and present scientific papers.
- Any candidate who successfully completes the degree program and intends to publish the thesis or a part of it is required to obtain permission in writing from the Director of the Postgraduate Institute of Agriculture (PGIA).

Note: Students are requested to consult his/her supervisor and Chairperson of the Board of Study before commencing the preparation of the thesis.

2. SUBMISSION OF THE THESIS

Copies of the final draft of the thesis (Ph.D- 03 copies) and (M.Sc. / M.Phil- 02 copies) shall in the first instance be submitted by the candidate to the Director of the Postgraduate Institute of Agriculture. As the Examination Committee may suggest revisions in the content of the thesis, these copies shall be unbound but paginated. Student should submit the thesis for evaluation along with the filled application for thesis defence examination which is available in the PGIA office/website.

When the thesis has been accepted by the Examination Committee and corrected or revised satisfactorily, two (02) bound copies of the thesis shall be submitted by the candidate to the Director of the Institute for the signatures of the Examination Committee. One copy shall become the property of the institute, while the second copy will be returned to the candidate.

At the same time, the candidate should submit 2 CDs to the PGIA. One CD should include, Abstract (specimen 14.6) and (Title+ Abstract+Thesis) as PDF files which will be sent to the Library. The other CD should include 3 page document which include a Photograph of the student, Name, Degree, Address, Telephone No., Title, Senior Supervisor/Supervisors in the first page, a summary in 200 words in the second page and a summary of the research in laymen language in the third page which will be used for Newsletter/PGIA.

2.1 Copyright

The thesis becomes the property of the institute, but abstracting journals may reprint abstracts or translations of them provided that written permission has been taken from the Director of the institute.

3. CONTENT OF THE THESIS

3.1 Title Page for M.Sc./M.Phil/PhD Degrees: The title of the thesis should be short, concise, informative and descriptive of the research done and it should be displayed at the top of the title page. The title should be presented in bold, uppercase letters and center aligned. If the title includes any scientific names of organisms, they should be written in lower case italics, except for the first letter of the genus which is capitalized.

The title page includes the Title of the thesis (M.Sc./M.Phil/ Ph.D) candidate's fullname in bold, the Degree for which the candidate is submitting the thesis, the name of the institute and the month and year of submission.

(Specimens 14.1, 14.2 & 14.3)

3.2 Signature page should indicate the approvals of the examiners and the Director of the Institute.

(Both the title page and the signature page should be obtained from the office of the Director).

(Specimen 14.4)

3.3 Declaration Page: The thesis should have a **Declaration** signed by the candidate and certified by his/her supervisor/s and the Director of the institute. The declaration should have the PGIA date stamp both at the initial and final submission of the thesis.

(Specimen 14.5)

3.4 Abstract Page: An abstract of the thesis of not more than six hundred words should be included in the thesis and the typing should be with 1.5 line spacing (Specimen 14.6)

Abstract for CD should include the Title of the project, candidate's name, PGIA affiliation and address. The abstract should not exceed 350 words and typed single spaced on a single page

and preferably as a single paragraph. Abstract should outline the justification, methodologies used, significant findings and conclusions. Do not include keywords (Specimen 14.7)

3.5 Acknowledgement/s: The candidate shall state under the Acknowledgement/s any assistance obtained from others such as in designing and conduct of experiments, construction of apparatus, calibration of equipment, data analysis, guidance and supervision in the preparation of the thesis and any sources from which financial support have been received for the research project .

4. PAPER AND PRINTING

4.1 Type of paper to be used

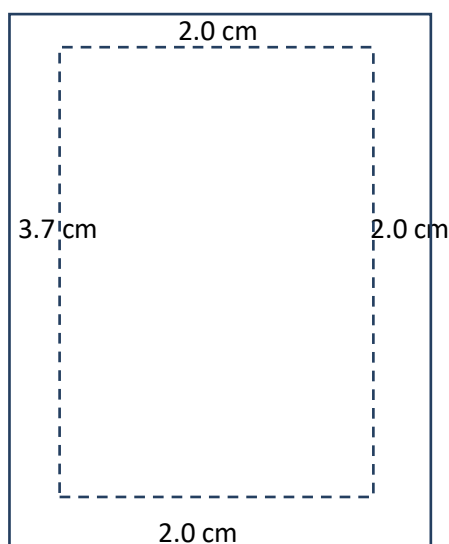
Clear white good quality A4 size (210mm x 297mm) paper having at least 80 gsm should be used for the final two copies of the thesis. Only one type of paper should be used throughout the thesis, however papers of different quality and sizes may be used for illustrations, maps etc. as may be necessary. Photographic plates are allowed for charts and diagrams.

4.2 Printing

All pages of the thesis should be computer printed only on one side of the page using Times New Roman (font size 12) with 1.5 line spacing.

4.3 Margins of pages

The margins of each page should be maintained as follows: left - 3.7 cm, right 2.0 cm, top 2.0 cm and bottom 2.0 cm.



4.4 Cover page: Official copies of the thesis should have a green hard bound outer cover with title, authors' full name, degree and year printed in gold. The cover of the thesis should stand at 21.5 cm x 30.2 cm in the finally bound position.
(Specimen 14.9). (Times New Roman, font size 14)

4.5 Spine : The spine of the hard bound copy of the thesis should carry the name of the candidate with initials, name of the degree and the year of award, from bottom upwards in that order leaving 2.5 cm space on either end.
(Specimen 14.10). (Times New Roman font size 12)

(Rexene for binding is available in the Office of the Director of the institute).

4.6 Numbering of pages

Each page in the thesis should be numbered in consecutive order including illustrative material.

From Abstract to the Appendices (Abstract, Acknowledgements, Table of Contents, List of Tables, List of Figures, List of Plates and List of Abbreviations) should be numbered single-line using lower case in Roman numerals at the top of each page.

Commencing from the beginning of the main body of the thesis (Chapter 1 to last page to the end of the thesis should be numbered in Arabic numerals at the top center of each page. The page that commences Chapters/ Abstract/ Acknowledgements/Table of Contents/ List of Tables/ List of Figures/ List of Plates/ List of Abbreviations/ Appendices should be left without numbering but numbering should be continued from the next page.

5. LISTING OF THE ORDER OF ITEMS IN M.Sc./M.Phil./Ph.D THESIS

5.1 Preparatory Pages

Title page

Declaration page

Abstract page

Acknowledgement/s

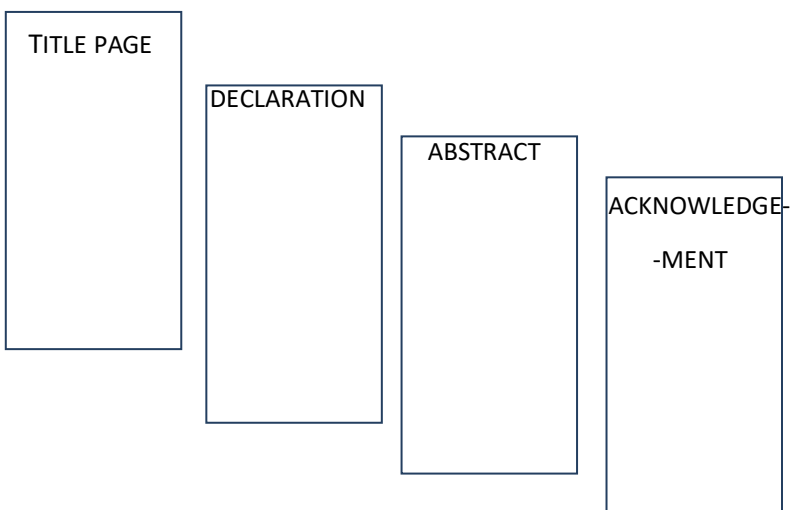
Table of Contents

List of Tables

List of Figures

List of Plates

List of Abbreviations



5.2 Main body of the thesis

The main body of the thesis shall constitute several **Chapters** (eg ; Chapter 1, Chapter 2 etc). Each chapter may have several subtitles listed under the main title and these will be shown as Chapter 1. 1.1, Chapter 1 . 1.2 etc .

Each Chapter shall have a title displayed in upper case bold type letters with Arabic numerals (eg. CHAPTER 1, CHAPTER 2) followed by the title in bold type set in Times New Roman font size 14. Both the Chapter number and the Title should be centered. Sub titles shall be printed in bold type letters (Times New Roman font size 12). Proper spacing between Chapter number, Chapter title, sub titles and between paragraphs should be maintained throughout the thesis. The text in the thesis should be Times New Roman font size 12 with 1.5 line spacing (see the example at the end).

5.3 Layout of Chapters

Lay out of Chapters could be arranged in two methods. You can use either first or second method based on your preference.

First Method

CHAPTER 1

INTRODUCTION

1.1. Justification and Background to the proposed research

1.2. Current status

1.3. Objectives

1.3.1. General objectives

1.3.2. Specific objectives

CHAPTER 2

LITERATURE REVIEW

2.1. History of Salmonella

2.2. Nomenclature of Salmonella

2.3. Pathogenesis of Salmonella

2.4.

CHAPTER 3

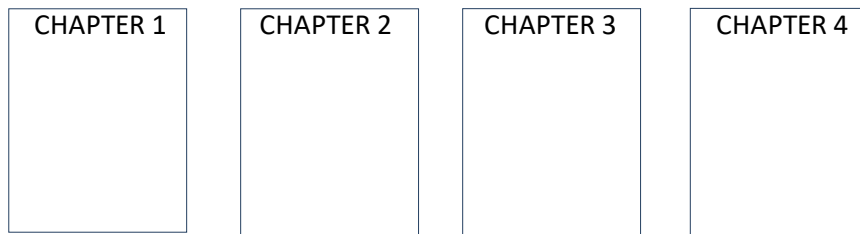
MATERIALS AND METHODS

- 3.1. Isolating and serotyping Salmonella from broiler chicken samples
- 3.2. Detection of virulent genes and quantification of virulence gene expression
- 3.3.

CHAPTER 4

RESULTS AND DISCUSSION

- 4.1. Expression of virulent genes in Salmonella isolates
- 4.2. Presence of antimicrobial resistant genes
- 4.3. Biofilm formation on different surfaces



CHAPTER 5

CONCLUSIONS, RECOMMENDATIONS AND IMPLICATIONS

REFERENCES

APPENDICES

APPENDIX I Publication I

APPENDIX II Publication II

Appendices- These include sets of data not directly required to interpret/explain the project work/outcomes which if necessary could be easily accessible in the Appendices.

Published journal articles arising from the thesis could be attached as Appendices.

Second Method

ORGANIZATION OF THE THESIS (Breif description on the layout of the thesis)

CHAPTER 1

INTRODUCTION

- 1.1. Aquatic Resources of Sri Lanka

1.2. Malwthu Oya

1.3. Objectives

1.3.1. General objectives

1.3.2. Specific objectives

CHAPTER 2

LITERATURE REVIEW

2.1. Global Status of Water

2.2. Threats to Lentic and Lotic Waters

2.3. River Substrates

2.4.

CHAPTER 3

NATIVE FISH SPECIES IN UPPER MALWATHU OYA

3.1. Introduction

3.1.1. Specific Objectives

3.1.2.

3.2. Material and Methods

3.2.1. Selection of Study Area

3.2.2. Determination of River Length

3.2.3.....

3.3. Results and Discussion

3.3.1. Fish species in upper Malwathu Oya

3.3.2. Relative Abundance of Native Fish in Upper Malwathu Oya

3.3.3. Distribution of Native Fish in upper Malwathu Oya

3.3.4.

3.4. Conclusions

CHAPTER 4

EFFECT OF WATER QUALITY ON COHABITING NATIVE FISH IN UPPER MALWATHU OYA

4.1. Introduction

4.1.1. Specific Objectives

4.2. Material and Methods

4.2.1. Sampling Sites in Upper Malwathu Oya

4.2.2. Collection of Fish Samples

4.2.3. Chemical Analysis

4.3. Results and Discussion

4.3.1. Seasonal Changes in pH

4.3.2. Spatial Changes in pH

4.4. Conclusions

CHAPTER 5

GENERAL DISCUSSION

5.1. Threats to Upper Malwathu Oya

5.1.1. Water Quality

5.1.1.1. Recommendations to Improve Water Quality

5.1.2. River Parameters

5.1.2.1 Recommendations to Promote the Upstream Movement of Fish

5.1.3. Arsenic and Cadmium

5.1.3.1. Recommendations to Mitigate the Impacts of Arsenic and Cadmium

CHAPTER 6

CONCLUSIONS, RECOMMENDATIONS AND IMPLICATIONS

REFERENCES

APPENDICES

APPENDIX I Publication I

APPENDIX II Publication II

6. REFERENCES

6.1 Harvard System or Author and Year System

References shall be cited using the Harvard referencing style or Author-Year referencing style. All references in the text should be included at the end of the thesis in the References section. The references should be arranged in alphabetical order at the end of the thesis and in chronological order in the text. If several papers by the same author/s are cited. Use a, b, etc. after the year to distinguish papers published by the same author/s in the same year.

Examples:

Conrad, A.B. (1991a). Fungal inhibition in rice crops. *Postharvest Crop Protection*, 1, 81-93.

Conrad, A.B. (1991b). Heat tolerance in third instars of the oriental fruit fly (Diptera: Tephritidae). *Journal of Asian Entomology*, 1298-1303.

If the same source is cited in the previous reference and no other work has been quoted in between same source could be used in the next reference without repeating the names to save space.

References should be composed in the following order: Author/s names with initials after surname, Year of publication (*in parenthesis*), Title of the article, Name of the journal, Volume, Number (*in parenthesis*), Number of pages.

Example: Reference of a full article:

Liu, Q., Meng, X. and Tang, G.Y. (2019). Antibacterial and antifungal activities of spices. *International Journal of Molecular Sciences*, 18 (6) : 20 – 27.

To save space, Journal references could be abbreviated according to the List of Journal Title World Abbreviations, British Standards Institution (BS 5605, 1978).

Example: An abbreviated Journal article

Liu, Q., Meng, X. and Tang, G.Y. (2019). Antibacterial and antifungal activities of spices. *Int. J. Mol. Sci*, 18 (6) : 20 – 27.

6.2 In- text citations

In-text citations, up to two authors, use all authors names and the year, if more than two authors, use after the last name of the first author *et al.*; (meaning and others) but names of all authors should appear in the **References** list at the end of the thesis.

Some examples are given below to illustrate the recommended format of the Author- Year System.

Examples of in-text citations:

In Indonesia Gliricidia is used as the sole shade tree (Siebel, 1987). Sivapalan (1993) reported that Gliricidia grown under mid country tea provided 20kg/ha green matter yield. Seneviratne *et al.* (2011) identified shifting cultivation as a wasteful farming practice....Recent studies (Silva and Perera, 2016) have shown Peterson (2003b) that the actual value is higher (Senaratne *et al.*, 1995; Stowell, 2012).

6.3 Journal articles with single author:

Bedford, G.O.(2013). Biology and management of palm dynastid beetle. *Recent Adv. Ann. Rev.Entomol.*, 58: 353-372.

6.4 Journal articles with two authors

Collier,T. and Van Steenwyk, R. (2004). Critical evaluation of augmentative bio - control. *Biol. Control*, 31: 245-246.

6.5 Journal articles with more than two authors

Ismail, A.M., Ella, E.S., Vegara, G.V. and Mckill, D.J. (2009). Mechanisms associated with tolerance to flooding during germination and early seedling growth of rice (*Oryza sativa* L). *Ann.Bot*, 103: 197-209.

6.6 Articles not yet published but in Press

Abeyratna, J.A. and Arulnandy K. (2020). Effect of nitrogen and potassium on the grain yield of rice (*Oryza sativa* L). *Journal of the National Agricultural Society of Sri Lanka 2020* (in press)

6.7 Books (with author)

De Datta, S.K. (1981). *Principles and Practices of Rice Production*. John Wiley & Sons, Inc.

Day, Robert A. (1983). *How to write and publish a scientific paper*, 2nd edn. ISI Press, Philadelphia, USA.

6.8 Books (without author)

Anonymous (1989). *Arid Zone Forestry. A Guide for Field Technicians*. Food and Agriculture Organization, Rome,Italy.

Anonymous (2019). *Student Handdbook*. Postgraduate Institute of Agriculture University of Peradeniya.

6.9 Chapters in Edited Books

Ries, S.K. (1976). Subtoxic effects on plants. In: Audus, L.J. (ed.) *Herbicides: Physiology, Biochemistry and Ecology*, 2nd edn. Vol. 2, Academic Press, London. 313-344.

Marambe, B., Abeysekera, A.S.K. and Herath, H.M.S. (2015). Weeds and weed management agricultural and natural ecosystems: An overview of the Sri Lankan context. In: Rao, A.N., Yaduraju, N.T., Chandrasena, N.R., Gul Hassan and Sharma, A.R. (eds.) *Weed science in the Asia-Pacific region*, Chapter 9, Asian-Pacific Weed Science Society and Indian Society of Weed Science, Hyderabad, India. 213-240.

Ranasinghe, S. (2014). Pest management in organic coconut production. In: Gunasena, H.P.M., Gunathilake, H.A.J. and Evarard, D.M.J.T. (eds.) *Organic Coconut Production*, Chapter 6, Publication of the Coconut Research Institute of Sri Lanka, Pro Creations Ederamulla, Wattala. 119-130.

6.10 Monograph

Gunatilleke, C.V.S. (1996). *A nature guide to the world's end trail, Horton Plains*. Peradeniya Science Publication.

6.11 Proceedings of Conferences, workshops, Congresses, Symposia and Case Studies

Wijesekara, H.A.K., Senarathna, K.G.C. and Rajapakse R.M.G. (2015). Synthesis of a metallated porphyrin complex using ferrous sulfate and investigating its characteristics. *Proceedings of the Peradeniya University International Research Sessions, Sri Lanka*, 19, 328.

Bruins, M. (2009). Evolution and contribution of plant breeding to global agriculture. *Proceedings of the second world seed conference*, September 8 – 10. Food and Agriculture Organization, Rome.

Thattil, R.O, Wickremasinghe, I .P. and Gunasena, H.P.M. (1993). Performance of Gliricidia provenances in the intermediate zone of Sri Lanka. *Proceedings of the 4th regional workshop on multipurpose trees*, 12-14 March, Kandy, Sri Lanka.

Ekanayake, U.L.N.S. and Wijesinghe, D.G.N.G. (2020). Junk food consumption, physical activity and nutritional status of adolescent school children. *Annual Congress of the Postgraduate Institute of Agriculture, University of Peradeniya*, 3.

Tennakoon, N.A. (2011). Soil fertility and water management through coconut based agro forestry systems. In: Pushpakumara, D.K.N.G., Gunasena, H.P.M., Gunathilake, H.A.J. and Singh, V.P. (eds.) *Proceedings of the symposium on coconut land productivity through agro forestry interventions*, Coconut Research Institute and World Agroforestry Center, New Delhi, India, 45 – 57.

Weerahewa, J., Kodituwakku, S. and Ariyawardena, A. (2010). The fertilizer subsidy program in Sri Lanka. In: Pinstup-Anderson, P. (ed). Case Study No. 7-11, *Food policy for developing countries: The role of the government in the global food system*. Cornell University, New York.

6.12 Thesis

Cregg, B.M. (1990). Net Photosynthesis and carbon allocation of loblolly pine (*Pinus taeda* L.) branches in relation to three levels of shade. Ph.D. Thesis, University of Georgia, USA.

6.13 Internet sources

Thesis (website):

Smith, J. (2000). Curl's Airships Polegate, Master of Arts. [online] Available at: <http://www.curlysairships.com> [Accessed 29 May 2001]

Journal article (online database or website):

Marcus, L., Prusky, D. and Jacoby, B. (1988). Purification and characterization of avocado lipoxygenase. *Phytochemistry* [online] 27(2), 323-326. Available at: [https://doi.org/10.1016/0031-9422\(88\)83090-5](https://doi.org/10.1016/0031-9422(88)83090-5) [Accessed 8 April 2015].

IRRI Rice Knowledge Bank. (2015). Wet direct seeded rice. [online] Available at: <http://www.knowledgebank.irri.org/> [Accessed March 31, 2019].

6.14 Patents

Ratnayake, U.N., Fernando, N., Kularatna, S. and Karunaratna, V. Process for making reinforcing elastomer-clay nanocomposites (Assignee: Sri Lanka Institute of Nanotechnology (PVT) Ltd) US Patent No. 12/0004347 A1, Jan 5, 2012).

Green, M. A. Artificial amorphous semiconductors and application to solar cells. New South Wales, Innovations Pyt Ltd, Patent No. PCT /AU2005/0006147, April 29, 2005.

7. ILLUSTRATIONS, FIGURES, TABLES AND PLATES

7.1 Illustrations: Drawings, figures, maps should be clearly printed and borders should not be present around the illustrations. The titles of all figures should be numbered in Arabic numerals and placed at the bottom using Times New Roman font size 12 and 1.5 line spacing if there is more than one line. In maps, information such as coordinates, linear scale, directive arrow and index map showing the locality of area should be provided. A legend for the figures and statistical significance should be given. They should be placed in an appropriate position in the text.

Eg: **Figure 3.3. Effect of fertilizer on grain yield.....**

(Times New Roman, Font size 12, bold)

7.2 Tables: Tables must be self-explanatory and should not represent the data given elsewhere in the text. Only the relevant data should be presented in tables. Tables should be placed close to the text and no vertical lines should be used. The titles of tables should be numbered and placed at the top of the table. If the volume of the data is too large, consider placing them as appendix tables.

Eg: **Table 3.4. Grain yield variations in rice.....**

(Times New Roman, Font size 12, bold)

7.3 Plates: Plates should be included when they are essential for the understanding of the content in the text. They should be clear, glossy in colour and of high quality.

Eg: **Plate 5. Commercial unit for dendro power generation in Sri Lanka**

(Times New Roman, Font size 12, bold)

Note: Notes may be placed at the bottom of the Figures, Tables and Plates to cite sources or explain author's comments using Times New Roman, Font size 10, single line spacing.

8. SCIENTIFIC NAMES OF PLANTS AND ANIMALS

Scientific names of plants and animals should be presented in *italics* with the authority in capitals.

In the first citation genus, species and authority shall be given (Eg: *Oryza sativa* L), in later citations generic name should be abbreviated (Eg: *O. sativa* L)

8.1 Examples of botanical names

Rice - *Oryza sativa* L

Gliricidia- *Gliricidia sepium* (Jacq) Kunth ex Walp

Jackfruit - *Artocarpus heterophyllus* L

Cardamom - *Elattaria cardamomum* Maton (Thw)

Chilli - *Capsicum annum* L

Tea - *Camellia sinensis* L

8.2 Examples of zoological names

Coconut rhinoceros beetle	- <i>Oryctes rhinoceros</i> L
Coconut red palm weevil	- <i>Rhynchophorus ferrugineus</i> Oliver
Coconut black headed caterpillar	- <i>Opisina arenosella</i> Walker
Coconut mite	- <i>Aceria guerreronis</i> Keifer

9. ABBREVIATIONS

Abbreviations, the shortened form of a word are commonly used when citing references according to the British Standards Institution BS 5605:1978.

If unconventional terms are used, they should be presented in detail in the first citation. Eg; dry zone (DZ), Mahawel Development Authority (MDA), Department of Agriculture (DOA)

9.1 Common examples of Abbreviations

Anonymous	-	Anon
Abbreviations	-	Abbre
Bulletin	-	Bull
Conference	-	Conf
Experimental	-	Exp
Institute	-	Inst.
Organic	-	Org
Pathology	-	Pathol
Proceedings	-	Proc
Science	-	Sci
Symposium	-	Symp

9.2 Examples of Abbreviations used without definition

Term	Abbreviation	Term	Abbreviation
Average	ave	Concentration	concn
Height	ht	molecular weight	mol. wt
Number	No.	Specific gravity	sp.gr
Temperature	temp	Volume	vol
Experiment	expt	Diameter	diam
Week	wk	Weight	wt
Length	length m	Year	yr

9.3 Examples of SI derived units expressed in terms of base units

Quantity	Name	SI Unit
		Symbol
Area	square meter	m ²
Volume	cubic meter	m ³
Speed, velocity	meter per second	m/sec
Density , mass density	kilogram per cubic meter	kg/m ³

Other abbreviations/acronyms should be spelled out when first used.

10. UNITS OF PHYSICAL QUANTITIES

Use the International System of Units (SI) and keep a single space between two types of units.

E.g.: kg m J mol⁻¹ K⁻¹ kg m⁻³

11. MATHEMATICAL FORMULAE

All mathematical formulae should be typed with symbols in correct alignment and adequately spaced; vectors should be indicated by vertical lines.

12. CHEMICAL FORMULAE AND NOMENCLATURE

12.1 Valence of ions can be denoted as Ca²⁺ and CO₃²⁻

12.2 Nomenclature: Use IUPAC (International Union of Pure and Applied Chemistry) nomenclature

13. LEVEL OF STATISTICAL SIGNIFICANCE

In reporting experimental data, the digits that are not significant should not be used (do not keep digits beyond the precision of the scale of the instrument).

E.g.: 4.6567 to be reported as 4.66 if the scale used is precise up to the second decimal place.

The level of significance could be expressed as $P < 0.05$

**USE OF EVAPORATIVE WATER COOLING (EWC) IN
GRINDING CHILLI (*Capsicum annum* L.)**

(Times New Roman, font size 14, bold)

By

HEWA KAPUGE BUDDIKA CHAMARA

(Times New Roman, font size 14, Bold)

Thesis (Times New Roman, font size 12)

submitted for the degree of

DOCTOR OF PHILOSOPHY (Times New Roman, 12, bold)

in the

POSTGRADUATE INSTITUTE OF AGRICULTURE

of the

**UNIVERSITY OF PERADENIYA
PERADENIYA**

OCTOBER 2021

(Times New Roman, font size 12, bold)

**IMPACT OF USERS' TECHNOLOGY READINESS AND
PERCEIVED VALUE ON MOBILE PHONE ENABLED
INTERNET USAGE**

(Times New Roman, font size 14)

By

**ALUTHYKUMBURA MUDIYANSELAGE AMILA
SHANIKA BANDARA**

(Times New Roman, font size 14)

Thesis

Submitted in partial fulfillment of the requirements

for the degree of

MASTER OF PHILOSOPHY

in the

POSTGRADUATE INSTITUTE OF AGRICULTURE

of the

**UNIVERSITY OF PERADENIYA
PERADENIYA**

FEBRUARY 2021

(Times New Roman, font size 12)

**THREE-WAY ANALYSIS METHODS TO DETECT PANEL
DISCONSENSUS IN TEA SENSORY EVALUATION**

(Times New Roman, font size 14)

By

**WANNAKUWATHTHA MITIWADUGE DESHA RAJNI
FERNANDO**

(Times New Roman, font size 14)

Thesis

Submitted in partial fulfillment of the requirements

for the degree of

MASTER OF SCIENCE IN BIO-STATISTICS

in the

POSTGRADUATE INSTITUTE OF AGRICULTURE

of the

**UNIVERSITY OF PERADENIYA
PERADENIYA**

JANUARY 2021

(Times New Roman, font size 12)

SPECIMEN 14.4- SIGNATURE PAGE-M.Sc./M.Phil./Ph.D THESIS

Approved:

(Times New Roman, font size 12)

.....(Signature).....

..... (Name).....

.....(Date).....

Examiner 1

.....(Signature).....

..... (Name).....

.....(Date).....

Examiner 2

.....(Signature).....

..... (Name).....

.....(Date).....

Examiner 3

.....(Signature).....

..... (Name).....

.....(Date).....

Director

SPECIMEN 14. 5 DECLARATION PAGE- M.Sc./M.Phil./Ph.D THESIS

DECLARATION (Times New Roman, font size 14, bold)

(Times New Roman, font size 12, 1.5 line spacing)

I do hereby declare that the work reported in this thesis was exclusively carried by me under the supervision of

It describes the results of my own independent research except where due reference has been made in the text. No part of this thesis has been submitted earlier or concurrently for the same or any other degree.

.....

Date

.....

Signature of the candidate

(Times New Roman, size 12)

.....(Signature).....

..... (Name)

Senior Supervisor

.....(Signature).....

..... (Name)

Supervisor

Date:.....

Date:.....

ABSTRACT(Times New Roman, font size 14, bold)

The primary objective of this study was to investigate the impact of users' technology readiness (TR) and perceived value (PV) on mobile phone enabled internet usage. User's TR has been defined as the people's propensity to embrace and use new technologies for goals at home and work and measured using the Technology Readiness Index2.0. Five dimensions of PV were used were: Utilitarian value Hedonic value, Uniqueness value epistemic valueand economic value. The adoption index has been defined as the degree to which a person has formulated conscious plans specified behavior. Measurement items of these variables were adopted through established scales. Seven research hypotheses were formulated in the study. A survey was conducted for mobile phone users in the Central Province of Sri Lanka. Data were collected from a sample of 522 adult mobile phone users using the multistage random sampling. Data analysis included three phases. The first phase included a descriptive analysis followed by the measurement model validation phase using Confirmatory Factor Analysis. The final phase of analysis included structural model validation using covariance-based structural equation modeling (CB-SEM). The findings of the study revealed differences in user's readiness across different groups of demographic factors such as level of education, age and civil status. Strategies to increase the mobile data usage and offering more customized mobile packages were identified.

(Times New Roman, font size 12, 1.5 line spacing)

**IMPACT OF USERS' TECHNOLOGY READINESS AND PERCEIVED
VALUE ON MOBILE PHONE ENABLED INTERNET USAGE IN THE
CENTRAL PROVINCE OF SRI LANKA**

One-line spacing (Times New Roman, font size 12, bold)

A.M.A.S.M. Bandara

(Times New Roman, font size 12, bold)

Postgraduate Institute of Agriculture, University of Peradeniya, Sri Lanka

(Times New Roman, font size 10)

ABSTRACT

(Times New Roman, font size 12)

The primary objective of this study was to investigate the impact of users' technology readiness (TR) and perceived value (PV) on mobile phone enabled internet usage. User's TR has been defined as the people's propensity to embrace and use new technologies for goals at home and work and measured using the Technology Readiness Index 2.0. Five dimensions of PV were used were: Utilitarian value Hedonic value, Uniqueness value epistemic value and economic value. The adoption index has been defined as the degree to which a person has formulated conscious plans specified behavior. Measurement items of these variables were adopted through established scales. Seven research hypotheses were formulated in the study. A survey was conducted for mobile phone users in the Central Province of Sri Lanka. Data were collected from a sample of 522 adult mobile phone users using the multistage random sampling. Data analysis included three phases. The first phase included a descriptive analysis followed by the measurement model validation phase using Confirmatory Factor Analysis. The final phase of analysis included structural model validation using covariance-based structural equation modeling (CB-SEM). The findings of the study revealed differences in user's readiness across different groups of demographic factors such as level of education, age and civil status. The adoption intention of mobile internet services indicated mediation effects on the effect of user's adoption intention of mobile phone enabled internet services. Findings also revealed that the internet-variable effects proposed by the final structural model except the epistemic value on adoption intention were moderated by certain demographic factors. Strategies to increase the mobile data usage and offering more customized mobile packages were identified. Policy implications in considering the users' level technology readiness to digitize the public services and the inefficiencies of using price as a controlling mechanism for mobile internet services have been discussed.

TABLE OF CONTENT Times New Roman, 14, bold

ABSTRACT <small>Times New Roman, 12, 1.5 line spacing</small>	i	Abstract start at page i
ACKNOWLEDGEMENTS	iv	
TABLE OF CONTENTS	vi	
LIST OF TABLES	xiv	
LIST OF FIGURES	xvi	
LIST OF PLATES	xvii	
LIST OF ABBREVIATIONS	xviii	
CHAPTER 1	01	Chapter 1 start at page 01
INTRODUCTION	01	
1.1. Aquatic Resources in Sri lanka	01	
1.2. Malwathu Oya	03	
<small>Indent to right</small> 1.2.1. Natural Flow Regime of upper Malwathu Oya	04	
1.2.2. Impacts on upper Malwathu Oya	05	
1.3. Scope of the Study	08	
1.4. Objectives of the Study	08	
1.4.1. Main Objectives	08	
1.4.2. Specific Objectives	08	
CHAPTER 2	09	
LITERATURE REVIEW	09	
2.1. Global Status of Water	09	
2.2. Threats to Lentic and Loctic Waters	09	
2.2.1. Lentic Aquatic Resources	11	
2.2.2. Role of Fish in Aquatic Resources	12	
CHAPTER 3	15	
MATERIALS AND METHODS	15	
3.1. Sampling Sites	15	
3.2. Collection of water Samples	18	

CHAPTER 4	30
RESULTS AND DISCUSSION	30
4.1. Seasonal Changes in Dissolved Oxygen	30
4.2. Collection of water Samples	38
CHAPTER 5	68
CONCLUSIONS, RECOMMENDATIONS AND IMPLICATIONS	68
REFERENCES	100
APPENDICES	267
APPENDIX I Average monthly rainfall of upper <i>Malwathu Oya</i>	267
APPENDIX II Mean length and weight of fish used for arsenic and cadmium analysis	269
APPENDIX III Arsenic and cadmium analysis procedure	270
APPENDIX IV Publication I	271
APPENDIX V Publication II	275

Indent to
right, keep
spacing
between
APPENDIX I
and topic

LIST OF TABLES Times New Roman, 14, bold

Table 3.1.	Effect of maturity of nodes on establishing aseptic culture	43
Table 3.2.	Treatment codes for different establishment media from leave, axillary buds and shoot tips explants	45
Table 3.3.	Treatment codes given to study the effect of different concentrations of PGRs on multiplication and elongation of <i>in vitro</i> shoots	47
Table 3.4.	Treatment codes for different <i>in vitro</i> rooting media	49
Table 3.5.	Treatment codes for different rooting media with varying hormonal concentrations of IBA and NAA in ½ MS with 40 g/L sucrose on filter paper bridge liquid media	51
Table 3.6.	Effect of BAP concentrations in MS media on percentage explants induced shoot buds, mean length of shoot bud and mean no. of shoot buds from shoot tip and axillary bud explant	57

Place the page number at the ending line

LIST OF FIGURES Times New Roman, 14, bold

Figure 2.1.	Average paddy yield/productivity in Sri Lanka during 2012-2015	9
Figure 2.2.	Grain yield response of different restorers during <i>Maha</i> and <i>Yala</i> seasons	27
Figure 3.1.	Grain yield response of crosses during <i>Maha</i> and <i>Yala</i> Seasons	28
Figure 3.2.	Response of testers for the number of panicles/hill (NP/H) during <i>Maha</i> and <i>Yala</i> seasons	30
Figure 3.3.	Response of testers with restorers for number of panicle/hill	31
Figure 4.1.	Response of restorers for filled grain per panicle during <i>Maha</i> and <i>Yala</i> seasons	32
Figure 4.2.	Differential response of different cross combinations for no. of panicle per hill to different seasons	33
Figure 4.3.	Response of crosses for filled grain per panicle during <i>Maha</i> and <i>Yala</i> seasons	34
Figure 4.4.	Restorer x tester interaction effect for root volume (ml/hill) during <i>Maha</i> season	40
Figure 4.5.	Restorer x tester interaction effect for root volume (ml/hill) during <i>Yala</i> season	40

Times New Roman, 12, 1.5 line spacing

LIST OF PLATES

Plate 3.1.	Effect of explants on establishment of cultures on MS media supplemented with 1.0 mg/L BAP: callus culture from leave explants (a); shoot tip cultures (b); and axillary bud cultures	58
Plate 3.2.	Growing axillary bud cultures (at 16 weeks) on basal MS media supplemented with (a); 0 BAP- AB1, (b); 1.0 mg/L BAP- AB2, (c); 2.0 mg/L BAP- AB3	59
Plate 3.3.	Root regeneration from callus culture developed from leaf explant after 16 weeks of inoculation under dark (a-roots from half MS+ 1.0 mg/L+ 0.1 mg/L; b-roots from $\frac{1}{4}$ MS+ 1.0 mg/L BAP+ 0.1 mg/L 2, 4-D; c-microscopic view ($\times 100$) of roots)	62
Plate 3.4.	Elongation of shoots in MS media supplemented with 40 g/L of sucrose and 1.0 mg/L BAP and 0.1 mg/L IBA at; 20 th week (a); at 24 th week (b) at 28 th week (c) and multiplication of shoots at the end of 20 th week (d) and 24 th week (e)	63
Plate 3.5.	<i>In vitro</i> rooted plantlets in $\frac{1}{2}$ MS media supplemented with 40 g/L sucrose and 0.5 mg/L IBA	65

CHAPTER 1 Times New Roman, 14, bold

INTRODUCTION

Times New Roman, 12, bold

1.1. Agricultural Extension

Times New Roman, 12, 1.5 line spacing

Agricultural extension can be defined as the entire set of organizations that support and facilitate people engaged in agricultural production to solve problems and to obtain information, skills, and technologies to improve their livelihoods and well-being (Birner *et al.*, 2006).

The World Bank (1990) agrees that services must be provided in a fundamentally different way than in the past, emphasizing on a framework for agricultural service provision that might be effective under current circumstances in developing countries. This framework puts agricultural extension into a much broader context of a demand-led service market. Hence the term “advisory services” is used instead of “extension”, to include the many non-traditional tasks, such as market information, micro-finance and health issues.

1.1.1. Extension approaches

Agricultural extension services date back to the nineteenth century with the aims of increasing agricultural productivity and production in Sri Lanka. For research to be effective there must be an efficient mechanism whereby its findings can be used by the end users. The process of making research findings available is the function of extension. Accordingly, research produces innovations which are passed on to extension which in turn passes them to farmers (Metrack, 1993). Developing a medium to exchange information is vital because it is necessary to integrate information from researchers, farmers and extension agents to be able to develop technologies that work.

The most common sterilizing agents used to disinfect the explants are sodium hypochlorite, calcium hypochlorite, hydrogen peroxides, bromine water, silver nitrate, mercuric chloride and antibiotics. Generally hypochlorite solutions are easy to obtain and use, and are most effective, which are the active ingredient in many commercially

available domestic bleach solutions (Balian *et al.*, 2008; Dudgeon *et al.*, 2010). An initial pre-sterilization in ethanol (5- 30 seconds) followed by 1- 2 % sodium hypochlorite (10- 15 minutes) is usually sufficient and effective for many tissues. Shaking the explant during sterilization procedure will obviously enhance the effectiveness of the process. After sterilizing the explants, they should be washed several times (5 times) in sterile distilled water for complete removal of sterilant. Normally waxy tissues are hydrophobic and addition of Tween-20 in sterilizing agents will enhance the sterilization. A wide range of disinfectants have been used for explant sterilization.

Based on the results presented in Table 3.6, for both explants, MS medium supplemented 1.0 mg/L BAP was found to be best in proliferating shoot buds (80.0 % and 86.0 % respectively).

Times New Roman, 12, bold

Table 4.15. Effect of each natural compound among *Salmonella* isolates in broiler chicken at 10⁶ CFU/g of meat contamination level

Treatment	Salmonella isolates ¹ Indicate note			
	S4	S6	S8	S23
Control	4.85±0.07 ^{a/N}	4.91±0.03 ^{a/S}	4.86±0.05 ^{a/V}	4.87±0.01 ^{a/Z}
Cardamom	4.26±0.05 ^{b/M}	4.31±0.03 ^{b/P}	4.27±0.03 ^{b/U}	4.27±0.03 ^{b/X}
Nutmeg	3.91±0.05 ^{c/L}	4.01±0.01 ^{c/P}	3.89±0.05 ^{c/T}	3.99±0.05 ^{c/W}
Ginger	4.25±0.02 ^{d/L}	3.99±0.03 ^{d/P}	3.91±0.04 ^{d/T}	3.95±0.02 ^{d/W}
Garlic	3.88±0.02 ^{e/L}	4.30±0.01 ^{f/Q}	4.23±0.01 ^{e/U}	4.23±0.01 ^{e/X}
Aloe vera	4.21±0.01 ^{g/M}	4.39±0.02 ^{g/Q}	3.88±0.03 ^{g/T}	3.94±0.01 ^{g/W}
Mace	4.34±0.02 ^{h/M}	4.28±0.02 ^{k/Q}	4.33±0.04 ^{h/U}	4.37±0.02 ^{h/Y}

Indicate note ¹Number of survived Salmonella (Log CFU/g of meat) Values in same row with different superscripts (simple letters) are statistically significant different at 95% confident interval; Values in the same column under different subtitles with different superscripts (capital letters) are significantly different at 95% confident level

Times New Roman, 10, single line spacing




Plate 3.4. Elongation of shoots in MS media supplemented with 40 g/L of sucrose and 1.0 mg/L BAP and 0.1 mg/L IBA at; 20th week (a), at 24th week (b), at 28th week (c), and multiplication of shoots at the end of 20th week (d), 24th week and 28th week (e and f)

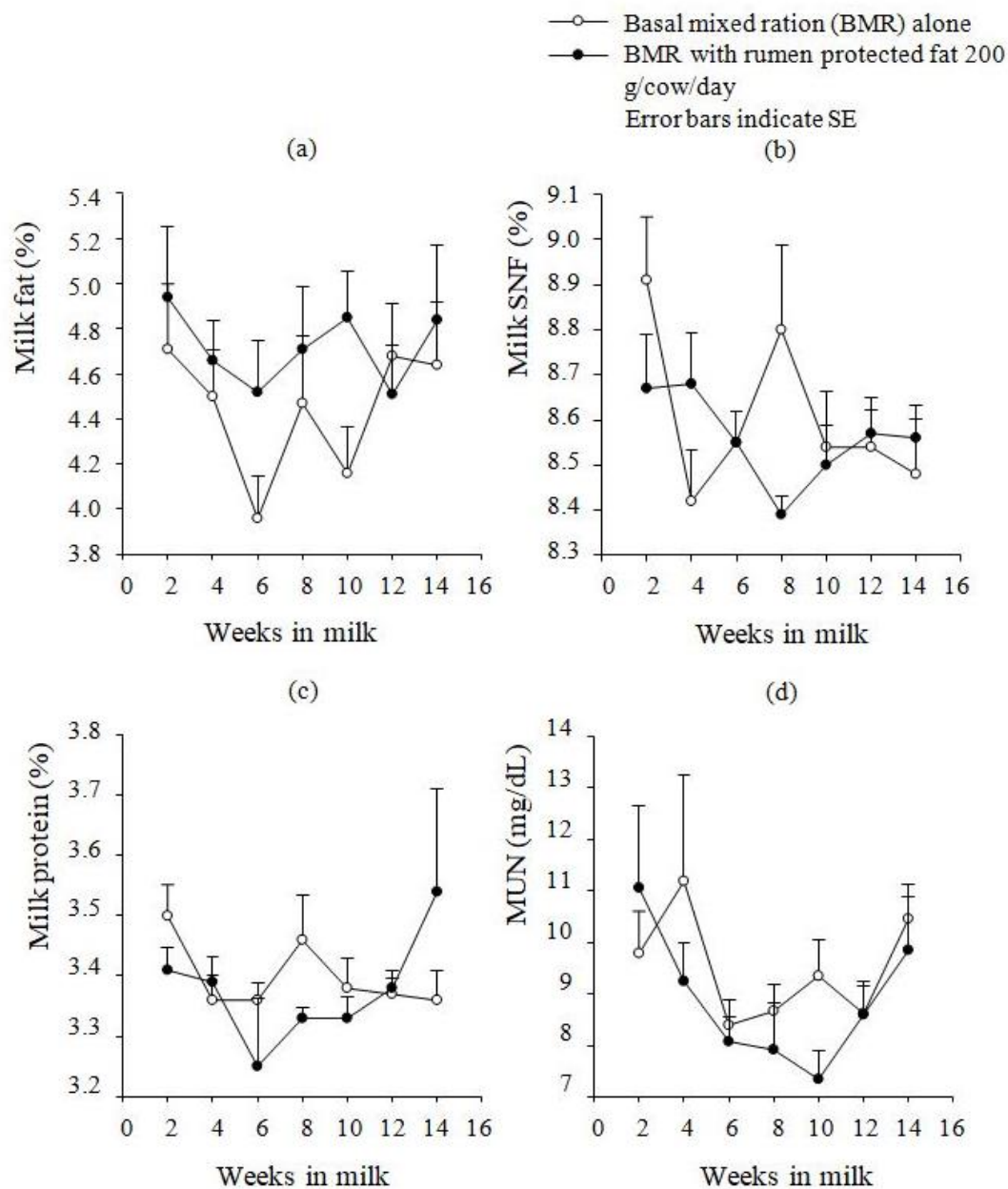


Figure 5.3. Influence of rumen protected fat supplementation during early lactation on (a) Milk fat (b) Milk SNF (c) Milk protein and (d) Milk urea nitrogen (MUN) contents of tropical crossbred dairy cattle

Times New Roman, 14, bold

REFERENCES

Times New Roman, 12, 1.5 line spacing

- Adam, A.Z., Tajuddin, S.N., Sudmoon, R., Chaveerach, A., Abdullah, U.H.,
gyMahat, M.N. and Mohamed, R. (2018). Chemical constituents and
toxicity effects of leaves from several agarwood tree species
(*Aquillaria*). *Journal of Tropical Forest Science*, **30**(3), 342–353.
- Day, R. A. (1983). *How to write and publish a scientific paper*, 2nd edn. ISI Press,
Philadelphia, USA.
- Marcus, L., Prusky, D. and Jacoby, B. (1988). Purification and characterization of
avocado lipoxygenase. *Phytochemistry* [online] **27**(2), 323-326. Available
at: [https://doi.org/10.1016/0031-9422\(88\)83090-5](https://doi.org/10.1016/0031-9422(88)83090-5) [Accessed 8 April
2015].
- Miller, R.D., Collins, G.B. and Davis, D.L. (1983). Effects of nicotine precursors
on nicotine content in callus cultures of burley tobacco alkaloid lines. *Crop
Science*, **23**, 561–5.
- Ries, S.K. (1976). Subtoxic effects on plants. In: Audus, L.J. (ed.) *Herbicides:
Physiology, Biochemistry and Ecology*, 2nd edn. Vol. 2, Academic Press,
London. 313-344.
- Wijesekara, H.A.K., Senarathna, K.G.C. and Rajapakse R.M.G. (2015). Synthesis
of a metallated porphyrin complex using ferrous sulfate and investigating
its characteristics. *Proceedings of the Peradeniya University International
Research Sessions, Sri Lanka*, **19**, 328.

APPENDICES Times New Roman, 14,

APPENDIX I

Publication I

Tropical Agricultural Research (2022) 33(2): 113-124



Contents available at: Sri Lanka Journals Online

Tropical Agricultural Research

Journal Home Page: <https://tar.sljol.info>



Prevalence of Bovine Tuberculosis among Cattle and Buffaloes in the Central Province of Sri Lanka

Y.H.P.S.N. Kumara¹, A. Amarasinghe¹, P.G.A.Pushpakumara¹, H.M.S Wasana², W.M.T.D Rathnakumara¹, G.A. Gunawardana³ and B. Alexander^{1*}

¹Department of Farm Animal Production and Health, Faculty of Veterinary Medicine and Animal Science, University of Peradeniya, Peradeniya, 20400, Sri Lanka.

²Postgraduate Institute of Agriculture, University of Peradeniya, Peradeniya, 20400, Sri Lanka.

³Division of Molecular Biology, Veterinary Research Institute, Gannoruwa, Sri Lanka.

ARTICLE INFO

Article history:

Received: 18 June 2021

Revised version received: 10 October 2021

Accepted: 22 October 2021

Available online: 1 April 2022

Keywords:

Bovine tuberculosis

Buffalo

Cattle

Prevalence

SICCTScreening Test

Citation:

Kumara, Y.H.P.S.N., Amarasinghe, A., Pushpakumara, P.G.A., Wasana, H.M.S., Rathnakumara, W.M.T.D., Gunawardana, G.A. and Alexander B. (2022). Prevalence of Bovine Tuberculosis among Cattle and Buffaloes in the Central Province of Sri Lanka. *Tropical Agricultural Research*, 33(2): 113-124.

DOI: <http://doi.org/10.4038/tar.v33i2.8428>

Kumara, Y.H.P.S.N. 
<https://orcid.org/0000-0001-6718-6012>



ABSTRACT

The Bovine tuberculosis (bTB) is a chronic disease condition in dairy cattle and a proven global zoonosis. This study was designed to identify the prevalence of bTB in dairy cattle and buffaloes in the Central Province (CP) of Sri Lanka. Single Intradermal Comparative Cervical Tuberculin (SICCT) test was performed in 20 farms (n=616 cattle and buffaloes) in three districts (NuwaraEliya; NE, Kandy; KN, and Matale; MT) in the CP. Out of the SICCT positive samples, randomly selected serum samples (n=33) of eight farms were subjected to the rapid antibody (Ab) test for further confirmation. Results were evaluated for different risk factors; age, sex, parity, body condition score (BCS), breed, herd origin, reproductive status, herd size, type of management, and duration of farm establishment. The prevalence of bTB among individual cattle and buffaloes was 22% with a 50% herd-level prevalence. In NE and KN, 34% and 19% of individuals showed positive reactions for SICCT, respectively, while all the individuals in MT were negative. There were significant statistical associations ($P<0.05$) were observed with the prevalence of bTB and BCS, breed, herd origin, and reproductive status; however, age, sex, parity, herd size, type of management, and duration of farm establishment were not statistically significant ($P>0.05$) with the prevalence of bTB. The conclusion is that, based on the SICCT test, the estimated prevalence of bTB in cattle and buffaloes in the central province of Sri Lanka is relatively high ($>20\%$). The SICCT test could be recommended for the screening of the bTB in cattle and buffaloes in all regions of Sri Lanka to assess the island-wide prevalence of bTB, as this disease carries the risk of transmitting to humans and other susceptible animal species.

*Corresponding author: basilalex66@gmail.com

SPECIMEN 14.14 - OUTER COVER PAGE – M.Sc./M.Phil./Ph.D. Degrees

**MICROPROPAGATION AND PRODUCTION OF AGARWOOD
FRAGRANCE COMPOUNDS BY PLANT CELL CULTURES OF
*Gyrinops walla***

(Times New Roman, font size 14, bold)

HEWA KAPUGE BUDDIKA SAMPATH CHAMARA

(Times New Roman, font size 14, bold)

2017

(Times New Roman, font size 14, bold)

SPECIMEN 14.15 - SPINE OF OUTER COVER PAGE

(Times New Roman font size 12)

G.V.T.V. WEERASINGHE

Ph.D.

2019

V. ARULANANTHAN

M.Phil.

2019